

21st Century Community Learning Centers
Year-End Evaluation Report, 2024-2025

Hoosier Uplands

Shoals Elementary

Prepared by:



Mindy Hightower King, Ph.D
Danielle Sovinski, MPH

Hoosier Uplands

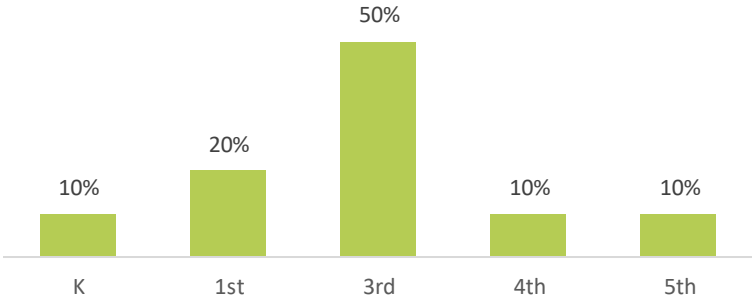
Shoals Elementary

Site At-a-Glance

Proposed # of RAPs attending 45+ days	Actual Number of RAPs Served
30	10

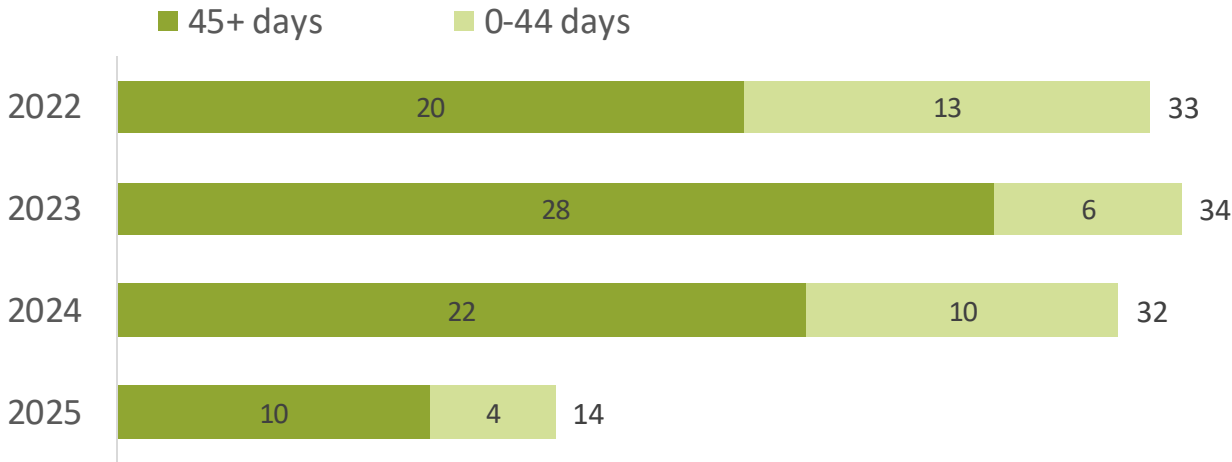
GRADE LEVEL OF PARTICIPATING STUDENTS

Among students attending 45+ days in 2024-2025



ATTENDANCE

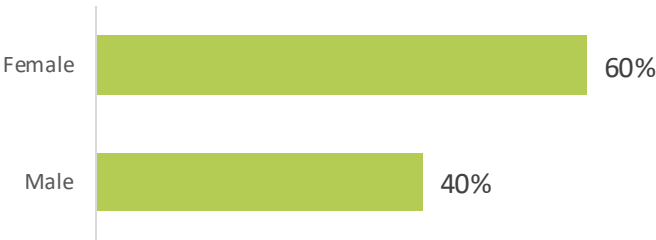
During the 2024-2025 school year, the program served 10 students for 45+ days, lower than the RAP goal of 30 students.



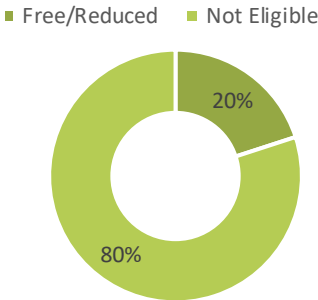
DEMOGRAPHIC CHARACTERISTICS

Of students attending 45+ days in 2024-2025

Gender



Eligibility for Free/Reduced Lunch



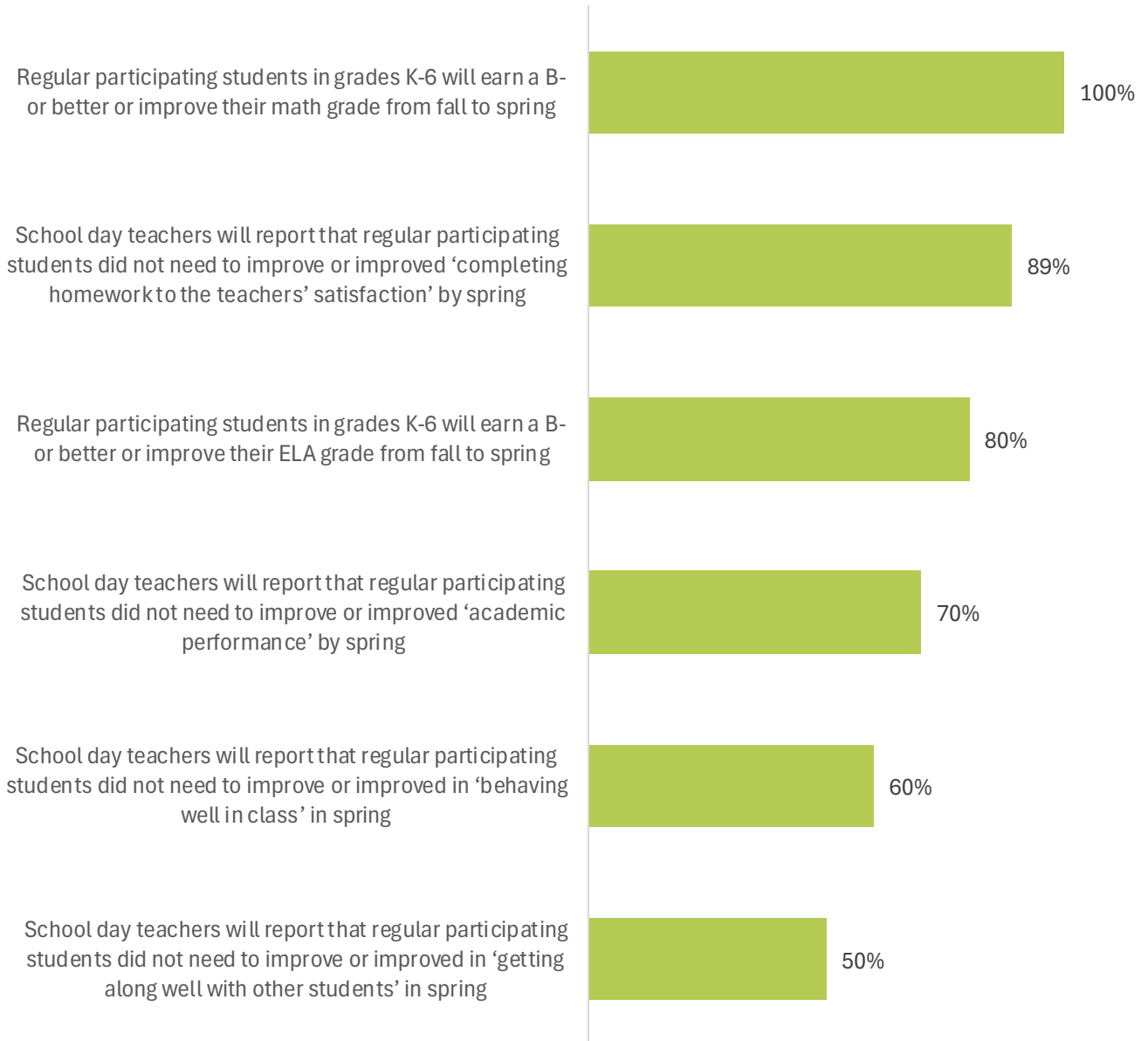
Hoosier Uplands Shoals Elementary

STUDENT SUCCESS

Academic and social/behavioral outcomes were measured for students who attended 45+ days in 2024-2025.

Highlights:

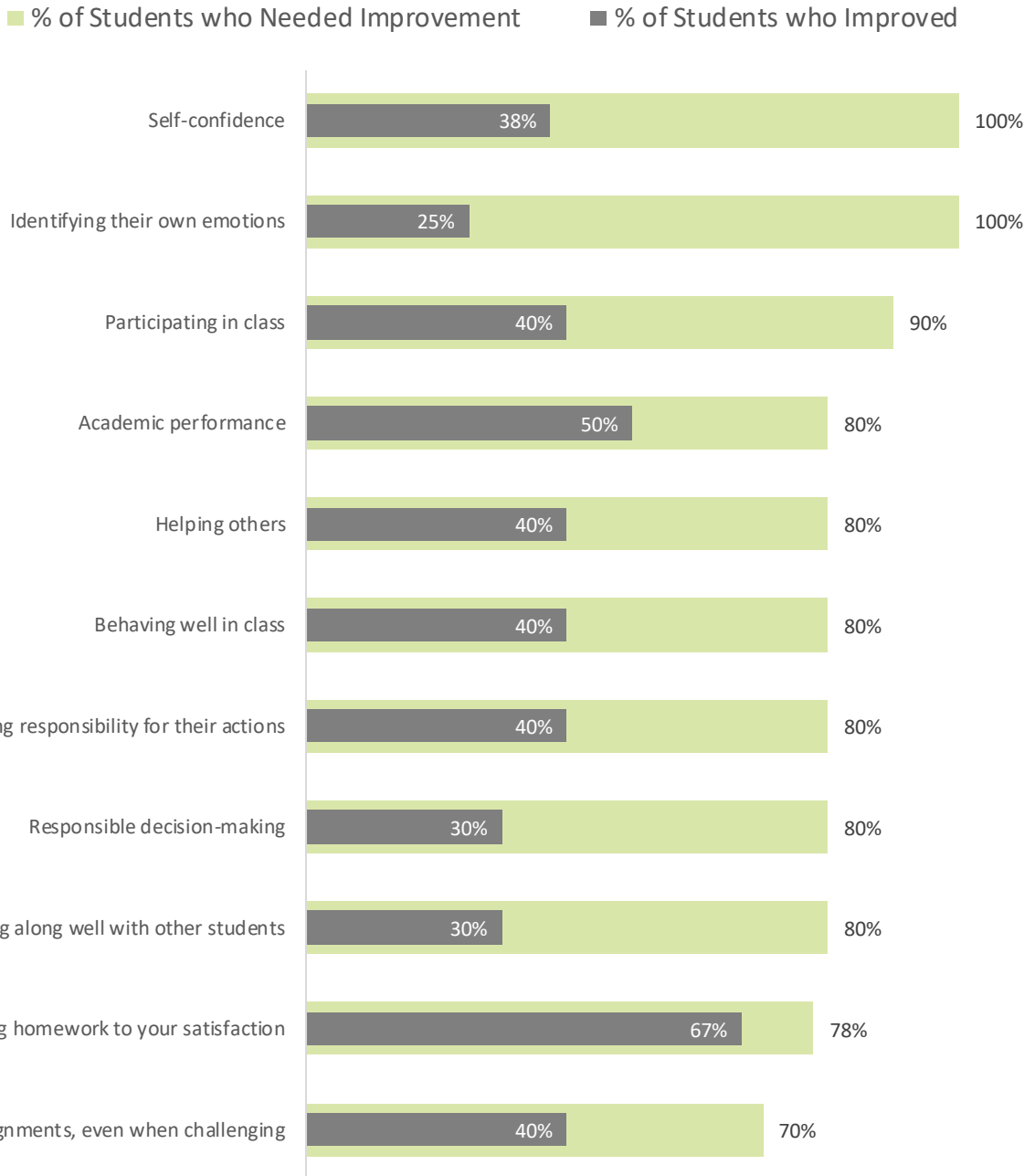
- **Math Academic Performance:** 100% of students earned a B- or better or improved their Math grade.
- **Homework Completion:** 89% pf students improved or did not need to improve homework completion as reports by teachers.
- **ELA Academic Performance:** 80% of students earned a B- or better or improved their ELA grade.



Shoals Elementary

Teacher Ratings of Student's Classroom Behaviors

Teacher survey data were available for 100% (n=10) of regularly participating students.



Shoals Elementary

Performance Measure Progress

NOTE: Performance measure data include students who attended 45+ days.

Outcome
Target
Achieved

Academic Outcomes		2022	2023	2024	2025
75%	of regular participating students in grades K-6 will earn a B- or better or improve their ELA grade from fall to spring.	84%	77%	86%	80%
75%	of regular participating students in grades K-6 will earn a B- or better or improve their math grade from fall to spring.	90%	92%	91%	100%
60%	of teachers will report that regular participating students improved or did not need to improve "academic performance" by spring.	90%	62%	59%	70%
60%	of teachers will report that regular participating students improved or did not need to improve "completing homework to the teachers' satisfaction" by spring.	74%	33%	55%	89%
Social/Behavioral Outcomes		2022	2023	2024	2025
60%	of teachers will report that regular participating students improved or did not need to improve "getting along well with other students" by spring.	79%	60%	71%	50%
60%	of teachers will report that regular participating students improved or did not need to improve "behaving well in class" by spring.	90%	52%	67%	60%
Family Engagement		2022	2023	2024	2025
75%	of parents will report that they have helped with their child's schoolwork.	83%	90%	100%	83%
50%	of parents will report that they have engaged in educational activities with their children.	--	70%	40%	67%

-- Data Not Available



Hoosier Uplands Shoals Elementary

Family Survey Results

6
Parent Surveys
Collected

How do parents rate the quality and benefits of the afterschool program?

Parent Ratings of Staff and Program Leaders	Agree	Strongly Agree	Agree + Strongly Agree
Staff and program leaders care about my child		100%	100%
Staff and program leaders listen to my concerns		100%	100%
My child enjoys spending time with staff and program leaders		100%	100%
Staff members communicate with me about the program		100%	100%
Staff and program leaders are good role models for my child		100%	100%

Parent-Child Engagement Strategies	Often	Always	Often + Always
Help my child with his/her schoolwork	17%	67%	83%
Confirm that my child has finished his/her homework	33%	67%	100%
Talk with my child about what he/she is learning in school	17%	83%	100%

Participant Benefits	Agree	Strongly Agree	Agree + Strongly Agree
Connect with other students	17%	83%	100%
Connect with afterschool staff members	17%	83%	100%
Receive academic or homework help	17%	83%	100%
Feel like they belong to something	17%	83%	100%
Maintain and/or improve his or her grades in school	17%	83%	100%

Family Engagement Activities	Often	Always	Often + Always
Complete provided Family Engagement Activities with my child	33%	33%	67%

Family Engagement Strategies	Agree	Strongly Agree	Agree + Strongly Agree
The activities help me engage with my child at home.	20%	80%	100%
The activities are easy to do.	40%	60%	100%
My family look forward to the activities each month.	40%	60%	100%



Shoals Elementary

Family Survey Results

Comments from Parents/Families:

What else could the afterschool program do to support your child and your family?

- Very good program and staff!

Shoals Elementary

Student Survey Results (Grades 3+)

How do students in grades 3+ rate the benefits of the program?

7
Surveys
Completed

Students Agree that the Afterschool Program Helped Them...	A Little	A Lot	A Little + A Lot
Work well in groups.	29%	14%	43%
Get along with other students that are different from me.	0%	57%	57%
Make and keep friends.	0%	57%	57%
Make better decisions.	28%	29%	57%
Listen to other students' ideas.	33%	50%	83%
Become a leader.	14%	43%	57%
Get better grades in school.	33%	33%	67%
Stay out of trouble at school.	29%	43%	71%
Get help with homework.	14%	29%	43%
Be happy, even when things are hard.	14%	0%	14%



Shoals Elementary

Student Survey Results (Grades 3+)

Student's Favorite Part of the Program

- Miss Aulberly
- Snack
- Not having papers like this one

Students Would Like to Change the Following Things About the Program




- No homework
- Change to no rules
- Nothing

Student Survey Results (Grades K-2)

How do K-2nd grade students rate the quality and benefits of the program site?

3

Surveys
Completed

Student Afterschool Program Ratings	<div><div></div><div></div><div></div></div>		
	Not at all	Somewhat	A Lot
How much do you like going to the afterschool program?	0%	0%	100%
How much does the afterschool program help you with your school work?	0%	33%	67%
How much does the afterschool program help you when you are sad?	0%	0%	100%
How much does the afterschool program help you make friends?	0%	0%	100%